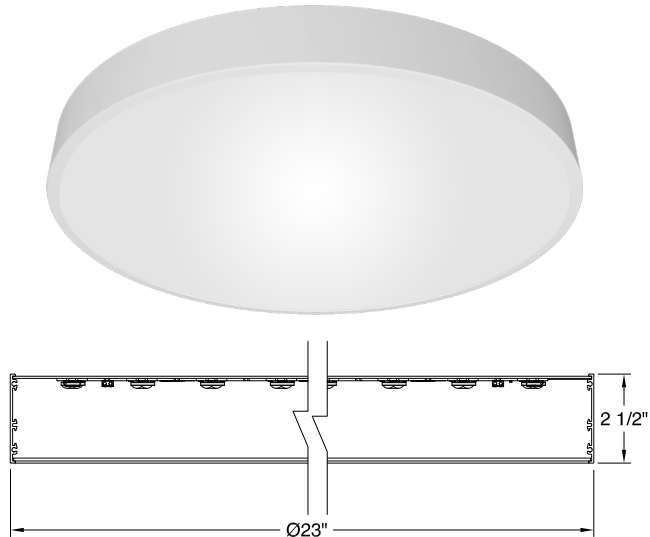


| | |
|----------|-------|
| Date | Notes |
| Project | |
| Type Qty | |

Features

- Extruded, shallow 2 1/2" aluminum housing.
- LED optimized optics for smooth, efficient illumination.
- Programmable driver for custom lumen packages.
- 0-10V dimming to 1% standard. Dim-to-off available.
- DMX, Lutron and DALI protocols also available.
- Sensor Ready for wireless Smart Lighting Solutions.

Declare Red List Approved.



Ordering Guide



| MODEL | OPTICS | CCT ¹ | LUMENS ² | DIAMETER | MOUNTING ³ | FINISH | OPTIONS |
|--------------------|-------------------------------------------------------------|-----------------------------------------------------------------------------------------------------------------------------------------------------|----------------------------------------------------------------------------------------------------------------------------------------------------------------------------------------------------------------------------------------------------------------------------------------|------------|-----------------------------------------------------------------------------|--------------------------------------------------------------|-----------------------------------------------------------------------------------------------------------------------------------------------------------------------------------------------------------------------------------------------------------------------------------------------------------------------------------------------------------------------------------------------------------------------------------------------------------------------------------------------------------------------------------------------------------------------------------------------------------------------------------------------------------------------------------------------------------|
| EQL-SL-D | | | | 2 | | | |
| EQL-SL-D Direct | SI = Satin Ice Acrylic (Flat) CX = Opal Acrylic (Convex) | 27 = 2700K 90CRI* 30 = 3000K 80CRI 35 = 3500K 80CRI 40 = 4000K 80CRI 50 = 5000K 80CRI 90 CRI add *9' Ex: 940 = 4000K @ 90 CRI | SI LENS (Flat) LO = 2952 (32W, 92LPW) SO = 4054 (42W, 97LPW) HO = 5021 (53W, 95LPW) CX LENS (Convex) LO = 2922 (32W, 91LPW) SO = 4021 (42W, 96LPW) HO = 4974 (53W, 94LPW) CUSTOM LUMENS For custom lumens please specify < HO. | 2 = 23" Di | AC = Aircraft Cable PD = Pendant Stem ACM = Mono-Point S = Surface | W = White CC = Custom Color AMW = Anti-Microbial White | DIMMING DRIVERS DIM10 = 0-10V (1.0%) - Standard DIMSR = 0-10V (5.0%) Sensor Ready DIMST = Step Dimming (40%/100%) DALI = DALI (5.0%) LUTRON™ DIMMING DRIVERS LDE1 = Hi-Lume 1% EcoSystem LD2 = Digital 1% (DALI-2) L3DA3W = Hi-Lume 1% 3-Wire SENSORS & CONTROLS⁴ ESN = EasySense Occ/Day Sensor XXX = Other Occ/Day (page 3) CAS = Casambi Wireless Control EMERGENCY⁵ EMC = Emergency Circuit GTD = Generator Transfer Device EPC4 = 4W Emergency Battery Pack EPC7 = 7W Emergency Battery Pack EPC10 = 10W Emergency Battery Pack EPC12 = 12W Emergency Battery Pack |

¹For 90CRI add prefix *9"; ex: 935 = 3500K, 90CRI. 2700K 90CRI only.

²Lumens at 80CRI, 3500K, FL lens. Photometry page 2.

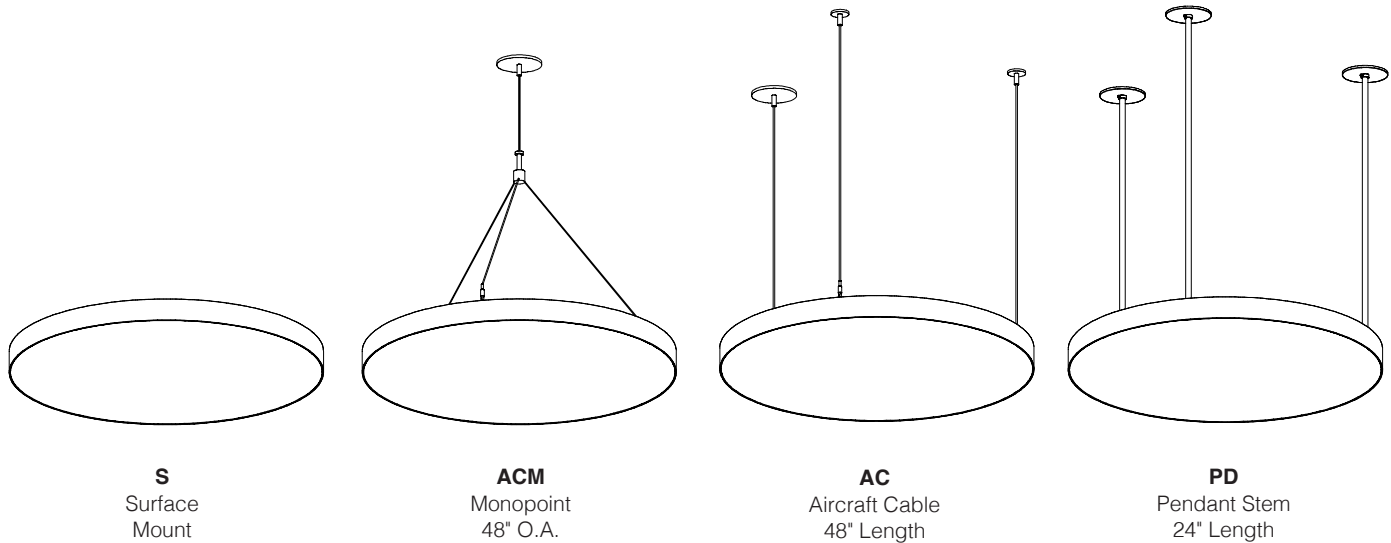
³See page 5 for mounting option details.

⁴All sensors options remote mount only. Commissioned wirelessly in the field by qualified personnel; page 3.

⁵EPC6 is standard unless otherwise specified. EPC not for DMX drivers.

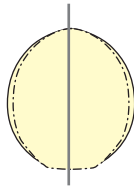
Suspensions

Standard suspension options include adjustable self-locking aircraft cables (AC), a 3-into-1 monopoint (ACM) and rigid pendant stems (PD). AC assembly is 48" x 1/16" with a 5" feed canopy and 2" suspension canopies. 60" 18 gauge power and 22 gauge dimming control SJT feed. PD assemblies are 5/8" dia. (or 3/8" IP) hollow stem for power feed by others, 24" is standard.



Consult factory for longer ACM, AC and PD suspension lengths.
 See page 4 for number of AC & PD suspension points per diameter..
 All feed canopies 5" dia., all non-feed canopies 2" dia.
 All canopies white unless requested otherwise.

Photometry



EQL-SL-D-SI-40-LO-2
 Satin Ice Flat Lens (SI)
 4000K CCT
 WATTS: 32
 LUMENS: 2952
 LPW: 92
 Distribution:
 100% Direct

EQL-SL-D-SI-40-SO-2
 Satin Ice Flat Lens (SI)
 4000K CCT
 WATTS: 42
 LUMENS: 4054
 LPW: 97
 Distribution:
 100% Direct

EQL-SL-D-SI-40-HO-2
 Satin Ice Flat Lens (SI)
 4000K CCT
 WATTS: 53
 LUMENS: 5021
 LPW: 95
 Distribution:
 100% Direct

EQL-SL-D-CX-40-LO-CX
 Convex Lens (CX)
 4000K CCT
 WATTS: 32
 LUMENS: 2922
 LPW: 91
 Distribution:
 100% Direct

EQL-SL-D-CX-40-SO-2
 Convex Lens (CX)
 4000K CCT
 WATTS: 42
 LUMENS: 4021
 LPW: 96
 Distribution:
 100% Direct

EQL-SL-D-CX-40-HO-2
 Convex Lens (CX)
 4000K CCT
 WATTS: 53
 LUMENS: 4974
 LPW: 94
 Distribution:
 100% Direct

4000K @ 80CRI, 100% direct Distribution, **SI** lens.
 Multipliers for other CCTs: 2700K x 0.88 (90 CRI only), 3000K x 0.95, 3500K x 0.97, 4000K x 1.00, 5000K x 1.01. IES files @ www.dayolite.com

Smart Lighting Solutions¹ offer energy savings & building code compliance to meet today's energy saving requirements; solutions that combine sensors and controls with features including occupancy sensing, daylight harvesting, reporting, tunable white, temperature sensing and integration with a wide variety of room/building control systems (by others). **All sensors remote mount only.**

The following offerings are for fixture-integral sensors and controls. Day-O-Lite luminaires are also compatible with many remote sensor/control systems not shown here. Each manufacturer offers multiple options; not all catalogued below. Consult factory when ordering.

| SMART SOLUTIONS ¹ | ORDER CODES | MFG. | IMAGE | SENSING TYPE | DRIVER TYPE | SMART PHONE APP | FUNCTION | TUNABLE WHITE & RGBW |
|------------------------------|-------------|---------------------|-------|-----------------|----------------------|---------------------|-----------------------------|----------------------|
| | AVP | Avi-on | | PIR/PCell | 0-10V | Avi-on Mobile | Occupancy | No |
| | AVM | | | Microwave | | | Occupancy Daylight | |
| | BNV | BubblyNet | | PIR & Photocell | 0-10V | BubblyNet | Occupancy Daylight | No |
| | BND | | | | DALI | | | |
| | CAS | Casambi | | NA | 0-10V DALI DMX | Casambi Pro | Wireless Control Only | Tunable RGBW |
| | ENC | Legrand Encelium | | PIR & Photocell | 0-10V DALI | Encelium Edge | Occupancy Daylight | Tunable White |
| | ENL | Enlighted | | PIR & Photocell | 0-10V | DLM Config | Occupancy Daylight Temp F/C | Tunable White |
| | LEG | Legrand Wattstopper | | PIR/PCell | 0-10V | DLM Config | Occupancy | No |
| | | | | Microwave | | | Occupancy Daylight | |
| | ANS | Lutron Athena | | PIR & Photocell | 0-10V DALI-2 | Athena App | Occupancy Daylight | Tunable White |
| | NLT | Acuity nLiGHT | | PIR & Photocell | 0-10V & LEDcode | nConfig | Occupancy Daylight | No |
| | NXC | Current NX | | PIR & Photocell | 0-10V | NX Connect | Occupancy Daylight | Tunable White |
| | ESN | Philips EasySense | | PIR & Photocell | Signify Sensor Ready | Master Connect | Occupancy Daylight | Tunable White |
| | WVL | Cooper WaveLinX | | PIR & Photocell | 0-10V | WaveLinX Lite & Pro | Occupancy Daylight | No |

¹ All sensors remote mount only. Not all options above available in all markets. Images may not be representative of actual component. Wireless control devices require compatible wireless switches (by others) for manual control. All options commissioned on site by qualified Individuals using appropriate apps (by others).

Specifications

HOUSING: One-piece aluminum spinning for a clean seamless appearance.

REFLECTOR: Die-formed, 20-gauge, cold rolled steel in high gloss baked white enamel.

OPTICS: Satin Ice Acrylic flat (SI) lens or opal acrylic convex (CX) lenses available.

LEDS: LED modules in 27/30/35/40 & 50K CCT, 80 CRI (90CRI available). Lumen maintenance minimum $L_{70} = 50,000$ hours. 3 SDCM color consistency. Zhaga™ compliant (Book 7). Field replaceable.

DRIVER Standard driver is Class 2 AOC 0-10V to 1%, 120/277V input, PF > 90%, THD < 20 @ 120V. Additional dimming protocols available. All drivers prewired from factory for connection to control system (by others). Field replaceable.

MOUNTING Standard options include adjustable self-locking aircraft cables (AC), monopoint (ACM) and rigid pendant stems (PD). AC assembly is 48" x 1/16" with a 5" feed canopy and 2" suspension canopies. 18 gauge power and 22 gauge dimming control SJT feed. A 3-into-1 monopoint is also available.

FINISH: Housing and components finished in baked white enamel. Canopies and pendant stems are white enamel unless otherwise specified. 5" Feed canopy w/2" Suspension canopies.

CERTIFICATION: cETLus listed conforming to UL STD. 1598 and certified to CSA STD C22.2 NO. 250.0. Suitable for dry & damp locations. Union Made in the United States of America. I.B.E.W. RoHS and BAA compliant; contact factory for BABAA requests. Declare Red List Approved.

LEGAL: Day-O-Lite, a division of SCW Corporation. All rights reserved. The Day-O-Lite logo is a registered trademark of SCW Corporation. Day-O-Lite reserves the right to change specifications without notice for product improvement.

WEIGHT: Consult factory.