



New Age Series | NASL-PS 2x2

Date	Notes
Project	
Type	Qty



Features

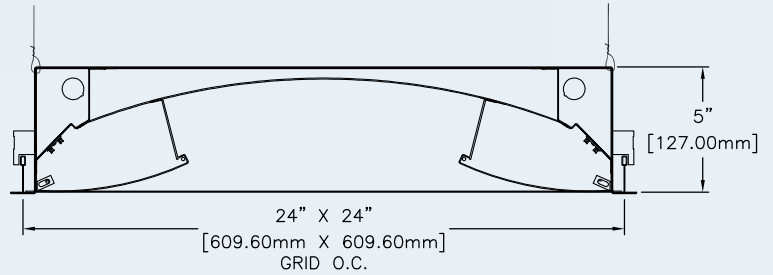
Durable steel housing with perforated side baskets.

LED optimized optics for smooth even illumination without glare.

For installation in a wide variety of suspended grid ceilings, including Slot Grid and Tegular.

High efficiency driver for custom lumen packages. 0-10V dimming to 1% standard.

High efficacy LEDs in 80 or 90 CRI; two or three channel tunable white; tunable color.



Ordering Guide

MODEL	OPTICS	CCT ¹	LUMENS ²	SIZE	MOUNTING ³	FINISH	OPTIONS
NASL-PS-D	PF			22			
NASL-PS-D Direct	PF = Perforated with white acrylic overlay.	27 = 2700K 80CRI 30 = 3000K 80CRI 35 = 3500K 80CRI 40 = 4000K 80CRI 50 = 5000K 80CRI For 90CRI add "9" prefix. Ex: 940 = 4000K @ 90 CRI TUNABLE WHITE¹ (2-Channel) 2DIM10 = for 0-10V 2DMX = for DMX 2DLM = for DLM TUNABLE WHITE¹ (3-Channel) 3DMX = for DMX 3DML = for DLM TUNABLE COLOR¹ (Lumenetix araya5) LX10 = for 0-10V LXDX = for DMX LXDL = for DLM LXDA = for DALI LXLT = for EcoSystem For RGB and RGB/W options please consult factory.	LO = 1870 (21W, 90LPW) SO = 2500 (28W, 90LPW) HO = 3000 (35W, 88LPW) Consult factory for additional lumen packages. All values are nominal.	22 = 2x2	G = Grid MG = Mini Grid SG = Slot Grid S = Surface F = Flange See all mount- ing options page 2.	W = White CC = Custom Color AMW = Anti-Microbial White	DIMMING DRIVERS DIM10 = 0-10V (1.0%) DIMSR = 0-10V (5.0%) Sensor Ready DIMST = Step Dimming (40%/100%) DALI = DALI (5.0%) LUTRON™ DIMMING DRIVERS LDE1 = Hi-Lume™ 1%-H EcoSystem™ LDE5 = 5-Series 5% EcoSystem™ L3DAE = Hi-Lume™ 1% EcoSystem™ L3DA3W = Hi-Lume™ 1% 3-Wire LTEA2W = Hi-Lume™ 1% 2-Wire FFC SENSORS & CONTROLS ESN = Philips™ EasySense DAY = Daylight Harvesting OCC = Occupancy Sensor LVC = 2-Channel LV Controller EMERGENCY EPC4 = (4W) 320 Delivered Lumens EPC7 = (7W) 560 Delivered Lumens EPC10 = (10W) 800 Delivered Lumens EPC12 = (12W) 960 Delivered Lumens GTD = Generator Transfer Device EMC = Emergency Circuit

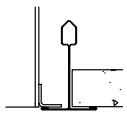
¹Tunable white, tunable color and RGB/W options detailed on page 3.

²Delivered Lumens are Standard Output (SO) and Low Output (LO) at 80+CRI 4000K CCT. Use the following multiplier to estimate delivered lumens at other CCTs: 2700K = 0.94, 3000K = 0.96, 3500K = 0.98, 5000K = 1.02. All values nominal. See page 2 for photometry.

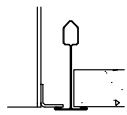
³See page 2 for ceiling mounting options and full specifications.



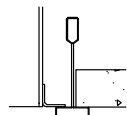
Mounting Options



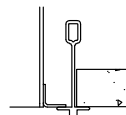
15/16" T-Bar
(G)



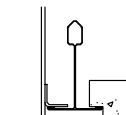
9/16" T-Bar
(MG)



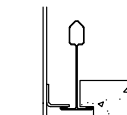
Slot Grid
(SG)



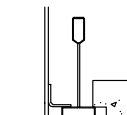
Interlude
(XG)



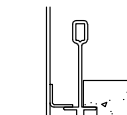
15/16" Tegular
Flush
(TGF)



9/16" Tegular
Flush
(MTGF)



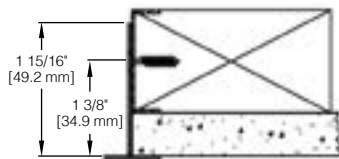
Slot Grid Flush
(SGF)



Interlude Flush
(XGF)

Drywall Ceiling

Mounting Detail



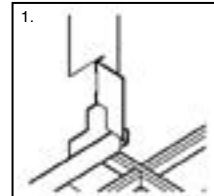
Flange Kit for drywall ceilings available:

- FK-14 for 1x4
- FK-24 for 2x4
- FK-22 for 2x2
- FK-44 for 4x4

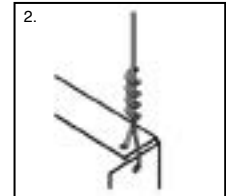
Grid Ceiling

Five-step Universal Installation Sequence.

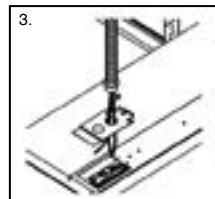
Complete Installation Instructions for grid and drywall ceiling types are available at: www.dayolite.com



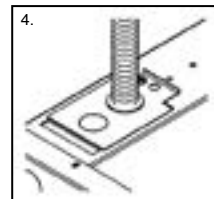
1. Position Fixture



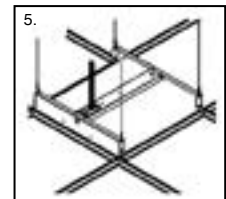
2. Secure Tie Wire



3.

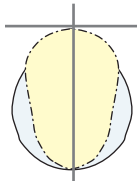


4.



5.

Photometry



NASL-PS-D-PF-40-LO-22

CCT: 4000K
WATTS: 21
LUMENS: 1870
LPW: 90
Distribution:
100% Direct

NASL-PS-D-PF-40-SO-22

CCT: 4000K
WATTS: 28
LUMENS: 2500
LPW: 90
Distribution:
100% Direct

Specifications

CONSTRUCTION: 20 gauge CRS housing and internal components.

REFLECTOR: 20 gauge CRS finished in highly reflective baked white enamel with pre-finished reflective LED tray.

OPTICS: Perforated with white acrylic overlay.

LED: LED modules in 30/35/40 & 50K CCT, 80 CRI (90CRI available). Lumen maintenance L_{70} = 50,000 hours. 3 SDCM color consistency.

DRIVER: Pre-wired Class 2 AOC driver, 120/277V input, PF > 90%, THD < 20 @ 120V. 0-10V dimming to 1%. -20C to +50C operating range.

MOUNTING: Standard installation is in an exposed inverted T-bar ceiling. Fixtures are supplied with four support brackets for additional support to T-bar. May also be installed in a plaster ceiling (F/TRL mounting option with Flange).

FINISH: Housing and components finished in baked white enamel. Canopies and pendant stems are white enamel unless otherwise specified.

CERTIFICATION: Luminaires are cETLus listed conforming to UL STD. 1598 and certified to CSA STD C22.2 NO. 250.0. Suitable for dry & damp locations. Union Made in the United States of America. I.B.E.W. RoHS compliant.

Day-O-Lite offers a variety of tunable white and tunable color options for a range of human centric applications and budgets. It is recommended that a recognized authority on the benefits and best practices of tunable white be consulted prior to specification. As a rule, fewer channels will provide a basic level of performance for budget conscious applications. Conversely, an increased number of channels, a wider CCT range, higher CRI and more precise color consistency may be more appropriate depending on the application and desired results.

HOW TO SPECIFY

Select from the various channel/control options below and insert desired **Ordering Code** into the **COLOR TEMP** column of the Ordering Guide on page 1. No need to add a dimming option as the codes include the chosen protocol.

2-CHANNEL TUNABLE WHITE OPTIONS

2700K - 6500K CCT range
 1000L/ft LED modules @ 4000K
 80+ CRI w/3SDCM color accuracy
 10W/ft. nominal power

Ordering Codes

2DIM10 for 0-10V control
2DALI for DALI control
2DMX for DMX control
2LTQ for Lutron Quantum control
2SNS for control via Signify SNS sensors (requires wireless control by others)

LEGRAND BLANCO MULTI-CHANNEL OPTIONS

Blanco-2

Blanco-2 mixes two channels of white LEDs to approximate the blackbody curve for tunable white applications. CCT and intensity may be adjusted with controls by others.

3000K-5000K CCT range
 1000L/ft LED modules @ 4000K
 90+ CRI w/2SDCM color accuracy
 10W/ft. nominal power

Ordering Codes

B2DLM for DLM control
B2DIM10 for 0-10V control
B2DMX for DMX control

Blanco-3

Blanco-3 mixes three channels of white LEDs across a wider range of color temperatures for more demanding tunable white applications. CCT and intensity may be adjusted with controls by others.

2700K-6500K CCT range
 1000L/ft. LED modules @ 4000K
 90+ CRI w/SDCM color accuracy
 10W/ft. nominal power

Ordering Codes

B3DLM for DLM control
B3DIM10 for 0-10V control
B3DMX for DMX control

LUMENETIX ARAYA5 TUNABLE COLOR

araya5 by Lumenetix mixes five colors of LEDs for advanced tunable color that closely matches the black body locus for the most demanding human centric applications. CCT and intensity may be controlled via 0-10V, DALI, DLM and Lutron EcoSystem controls. CCT, intensity, hue and saturation may be controlled via DMX controls. Ideal for use in hospitals, therapy and recovery centers, and assisted living facilities.

On board Bluetooth low energy (BLE)
 1650K-8000K CCT range w/90+ CRI
 Dimming form 100% to 1% or 0.1%
 Gradients of saturated color and hue from 1-100%
 2SDCM - thermal/optical feedback for color accuracy

Ordering Codes

LX10 for 0-10V control
LXDX for DMX controls
LXDL for DLM controls
LXLT for Lutron EcoSystem controls
LXDA for DALI controls

RGB & RGB/W TUNABLE COLOR

RGB = Red, green, blue color mixing LEDs
 RGB/W = Red, green, blue w/white of chosen CCT
 Dimming form 100% to 1%.
 90+ CRI w/3SDCM color accuracy
 10W/ft. nominal power

Ordering Codes

RGB for DMX control
RGB27 for DMX control w/2700K white
RGB30 for DMX control w/3000K white
RGB35 for DMX control w/3500K white
RGB40 for DMX control w/4000K white
RGB50 for DMX control w/5000K white
RRB65 for DMX control w/6500K white

Day-O-Lite makes no claims as to the psychological or physiological efficacy of the white color tuning options offered herein.