


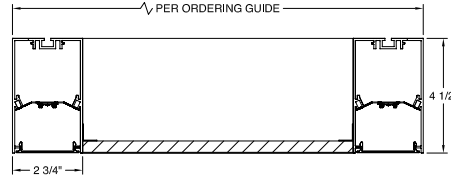


# Pyramid Series | PYRL-24-D Acoustic

Date	Notes
Project	
Type Qty	



Acoustic Options and details page 4.



## Features

- Combines noise control and illumination in a simple solution.
  - Promotes an inviting space for personal wellbeing, focus and concentration.
  - Boosts human performance by reducing distracting noise levels and reverberations.
  - Improves privacy when speaking by reducing echoes and reflected sound.
- A **Declare** Red List Approved Product.

## Ordering Guide

MODEL	OPTICS	CCT <sup>1</sup>	LUMENS	SIZE <sup>4</sup>	MOUNTING <sup>5</sup>	FINISH	OPTIONS
<b>PRYL-24-D</b>	<b>FL</b>						
PRYL-24-D Direct Acoustic	<b>STANDARD</b> FL = Flush Opal Acrylic (snap-in)	<b>STATIC WHITE<sup>1</sup></b> 27 = 2700K 30 = 3000K 35 = 3500K 40 = 4000K 50 = 5000K  <b>BIOS SkyBlue<sup>2</sup></b> Spectrally optimized circadian solutions.  <b>TUNABLE WHITE<sup>3</sup></b> (2700K-6500K) 2DIM10 = for 0-10V 2DMX = for DMX 2PSQ = for Lutron 2ESN = for Philips 2CAS = for Casambi  <b>RGB + WHITE<sup>3</sup></b> RGB = RGB RGBW = RGBW  <b>ADVANCED COLOR<sup>3</sup></b> 125mm incremental pixel color control for chases and animated effects.	LO = Low Output SO = Standard Output HO = High Output  See page 6 for Lumens, Watts & LPW for all sizes.	16 = 15 1/2" 21 = 21" 26 = 26 1/2" 32 = 32" 38 = 37 1/2" 43 = 43" 48 = 48 1/2"	AC = Aircraft Cable  PD = Pendant Stem  ACM = Mono Point  S = Surface Mount	<b>FIXTURE HOUSING</b>  W = White  CC = Custom Color  AMW = Anti Microbial White	<b>ACOUSTIC SOLUTIONS</b> See page 4 for all options  <b>DIMMING DRIVERS</b> DIM10 = 0-10V (1%) - <b>Standard</b> DIMSR = 0-10V (5.0%) Sensor Ready DIMST = Step Dimming (40%/100%) DALI = DALI (5.0%) DMX = DMX  <b>LUTRON™ DRIVERS &amp; SENSORS</b> LDE1 = Hi-Lume™ 1% EcoSystem™ L3DA3W = Hi-Lume™ 1% 3-Wire VDO = Vive Sensor by Lutron AWNDR = Athena RF/Node AWNS = Athena Wireless Sensor  <b>SENSORS &amp; CONTROLS</b> ESN = Philips™ EasySense DAY = Daylight Harvesting OCC = Occupancy Sensor CAS = Casambi Bluetooth  <b>EMERGENCY</b> EMC = Emergency Circuit GTD = Generator Transfer Device EPC4 = 4W Emergency Battery Pack EPC7 = 74 Emergency Battery Pack EPC10 = 10W Emergency Battery Pack EPC12 = 10W Emergency Battery Pack

<sup>1</sup>CCT @ 80+CRI, 3SDCM. For 90CRI add prefix '9'; ex: 935 = 3500K, 90CRI.

<sup>2</sup>BIOS SkyBlue Biological Static & Dynamic page 3.

<sup>3</sup>Tunable White, RGB +White and Advanced Color ordering codes page 2.

<sup>4</sup>See page 5 for actual sizes.

<sup>5</sup>See page 6 for photometrics and mounting details.



## TUNABLE WHITE - Fixture Level Control



Day-O-Lite offers Tunable White in a range from 2700K-6500K CCT @ 80+CRI and 3SDCM color accuracy for a range of two-channel control options. Consult factory for 90CRI, electrical specifications and other details for each option below.

**2ESN** Option combines tunable white light with a fixture integrated occupancy and daylight harvesting sensor. CCT and intensity is controlled wirelessly with kinetic switches (by Illumra and others). Occupancy and daylight harvesting controlled automatically with parameters configurable with the Philips MasterConnect app available for Android and iPhone smart phones.

### Applications:

- Spaces occupied overnight (~ 7pm to 7am)
- 24-hour spaces
- Shiftwork & Hospitals
- Senior Living, Alzheimer's Dementia & Assisted Living
- Higher Education, including student and staff
- Workplace, including areas occupied after 7pm

### Ordering Codes:

**2DIM10** = 0-10V  
**2DMX** = DMX  
**2PSQ** = Lutron Quantum  
**2CAS** = Casambi Wireless  
**2ESN** = Philips EasySense Sensor  
**2AWNRR** = Lutron Athena RF only  
**2AWNS** = Lutron Athena RF/Sensor

## RGB + WHITE - Fixture Level Control



Combine RGB for color effects with LO/SO/HO white CCT's for **general illumination** in a host of applications. All options require DMX control (by others). 80CRI w/3SDCM color accuracy is standard. Consult factory for 90CRI, electrical specifications and other details for each option below. May not be compatible with all fixture variations - consult factory for details when ordering.

### Applications:

- Entertainment Spaces
- Hospitality & Banquet
- Theatre & Stage
- Seasonal Applications
- Branding
- Wayfinding

### Ordering Codes:

**RGB** = RGB only  
**RGB27** = RGB w/2700K  
**RGB30** = RGB w/3000K  
**RGB35** = RGB W/3500K  
**RGB40** = RGB w/4000K  
**RGB50** = RGB w/5000K

## ADVANCED COLOR - 125mm Pixel Level Control



Day-O-Lite's Advanced Color options combine RGB or RGBW with multi-pixel control for advanced **chases**, animated **visual effects** and other programmable scenes with **125 mm pixel** granularity. Choose from a vibrant color palette with RGB or RGBW LEDs for seamless color mixing and dimming - the perfect replacement for glass neon with improved reliability and durability.

Requires configuration with a remote proprietary digital drive power supply. Auto-addressing makes setup and commissioning quick and easy. DMX (by others) required for control. May not be compatible with all fixture variations - consult factory for details when ordering.

### Applications:

- Architectural Installations
- Digital Signage
- Arcades, Clubs
- Theatre & Stage
- Film & TV sets
- Indoor/Outdoor (IP66)

### Ordering Codes:

**ACRGB** = RGB only  
**AC27** = RGB w/2700K  
**AC30** = RGB w/3000K  
**AC40** = RGB w/4000K

## BIOS SkyBlue

BIOS SkyBlue biological technology brings the benefits of blue skies inside. BIOS SkyBlue is the only spectrally optimized circadian solution to pinpoint the region that drives wellness benefits including: increased alertness, enhanced productivity, better mood, and better sleep. More information may be found at [www.bioslighting.com](http://www.bioslighting.com) or by contacting Day-O-Lite directly.

## BIOS Biological Static - Daytime Solution

BIOS Biological Static solutions are designed for daytime applications. BIOS Static Biological LED features key BIOS SkyBlue™ (490nm) for maximum daytime circadian impact. BIOS Static Biological LED Light Engines are available in 3000K, 3500K, and 4000K. Lighting controls are easy; simply switch the lights on/off or the lights can be dimmed using a single-channel constant current (CC) LED driver with any standard dimming interface.

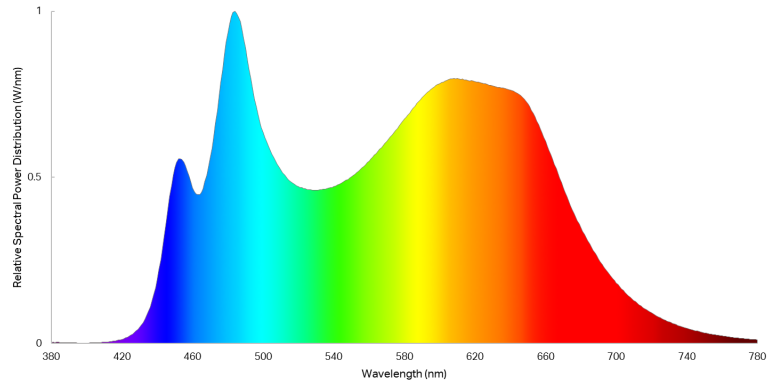
Applications:

- Spaces occupied during the daytime ~7am – 7pm
- K-12 Schools / Higher Education
- Offices
- Daytime Adult Care Facilities
- Medical Offices

BIOS Biological Static  
Ordering Codes:

- B30** = 3000K
- B35** = 3500K
- B40** = 4000K

BIOS Biological Static 3500K



## BIOS Biological Dynamic - Day & Night Solution A

BIOS Biological Dynamic solutions are designed to transition from daytime to evening in a dim-to-warm protocol. The daytime CCT includes full BIOS SkyBlue™ (490nm) for maximum daytime circadian impact, while the evening spectrum removes BIOS SkyBlue™ altogether, providing a minimal circadian stimulus after hours. Available in 3000K-2700K, 3500K-3000K and 4000K-3500K. Simply dim the lights in the evening to remove the daytime SkyBlue wavelengths (490nm) and convert your lights from day mode to night mode via a single controller (0-10V, ELV, DMX, Wireless).

## BIOS Biological Tunable White - Day & Night Solution B

BIOS Biological Tunable solutions are designed to transition from daytime to evening in a dim-to-warm protocol. The daytime CCT includes full BIOS SkyBlue™ (490nm) for maximum daytime circadian impact, while the evening spectrum removes BIOS SkyBlue™ altogether, providing a minimal circadian stimulus after hours. Available in 3000K-2700K, 3500K-3000K and 4000K-3500K. Simply dim the lights in the evening to remove the daytime SkyBlue wavelengths (490nm) and convert your lights from day mode to night mode via a single controller (0-10V, ELV, DMX, Wireless).

BIOS Biological Tunable is also compatible with two-channel color tuning systems. Simply dim the lights in the evening to convert your lights from day mode to night mode via a multi-channel controller (0-10V, ELV, DMX, Wireless). 3000K, 3500K and 4000K CCTs all dim to 2700K.

Applications:

- Spaces occupied overnight (~ 7pm to 7am)
- 24-hour spaces
- Shiftwork & Hospitals
- Senior Living, Alzheimer's Dementia & Assisted Living
- Higher Education, including student and staff
- Workplace, including areas occupied after 7pm

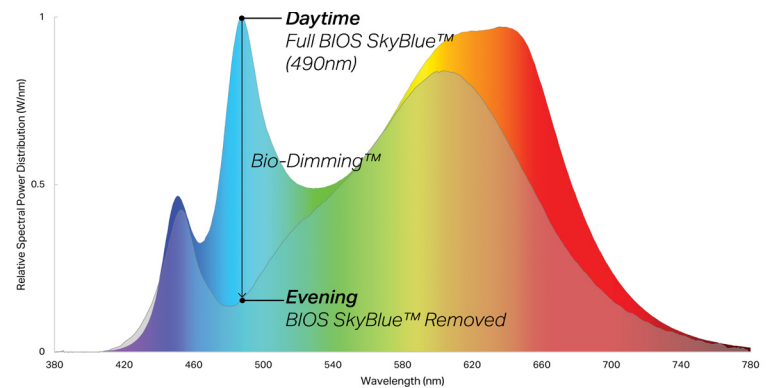
BIOS Biological  
Dynamic White  
Ordering Codes:

- B30D** = 3000K-2700K
- B35D** = 3500K-3000K
- B40D** = 4000K-3500K

BIOS Biological  
Tunable White  
Ordering Codes:

- B30T** = 3000K-2700K
- B35T** = 3500K-2700K
- B40T** = 4000K-2700K

BIOS Biological Dynamic 3500K




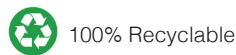


**HOW TO SPECIFY**

- 1) Select color code from color swatches.
- 2) Enter color code in Options section of Ordering Guide on page 1.

**SPECIFICATIONS**

- Class A Fire Rating
- 1.6 Noise Reduction Coefficient (NRC)
- Moisture and Mold Resistant
- UV Fade Resistant



**NON-ILLUMINATED BAFFLES**

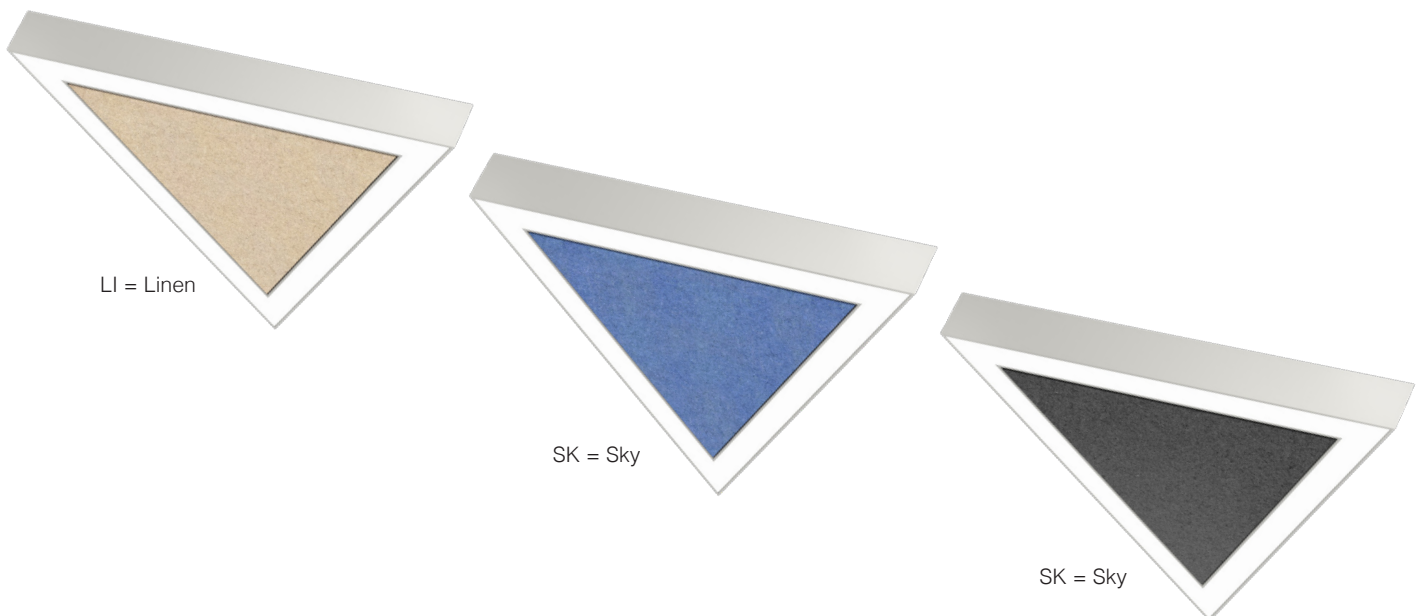
Non-Illuminated baffles matching the color and size of specified fixtures may also be ordered. These may be used as "fillers" between fixtures for added sound suppression, or alone as decorative elements. Specify as follows: PRFL-24-NIB (non-illuminated baffle)-XX (color)-YY (panel height). Example: PRFL-24-NIB-SL-16 = Profile 24 size, non-illuminated baffle, Slate color, 16" high panel. Day-O-Lite non-illuminated baffles are supplied with the same aircraft cable suspension as our acoustic luminaires and feature a closed bottom with a bevel detail to match fixtures.

**ADDITIONAL INFORMATION**

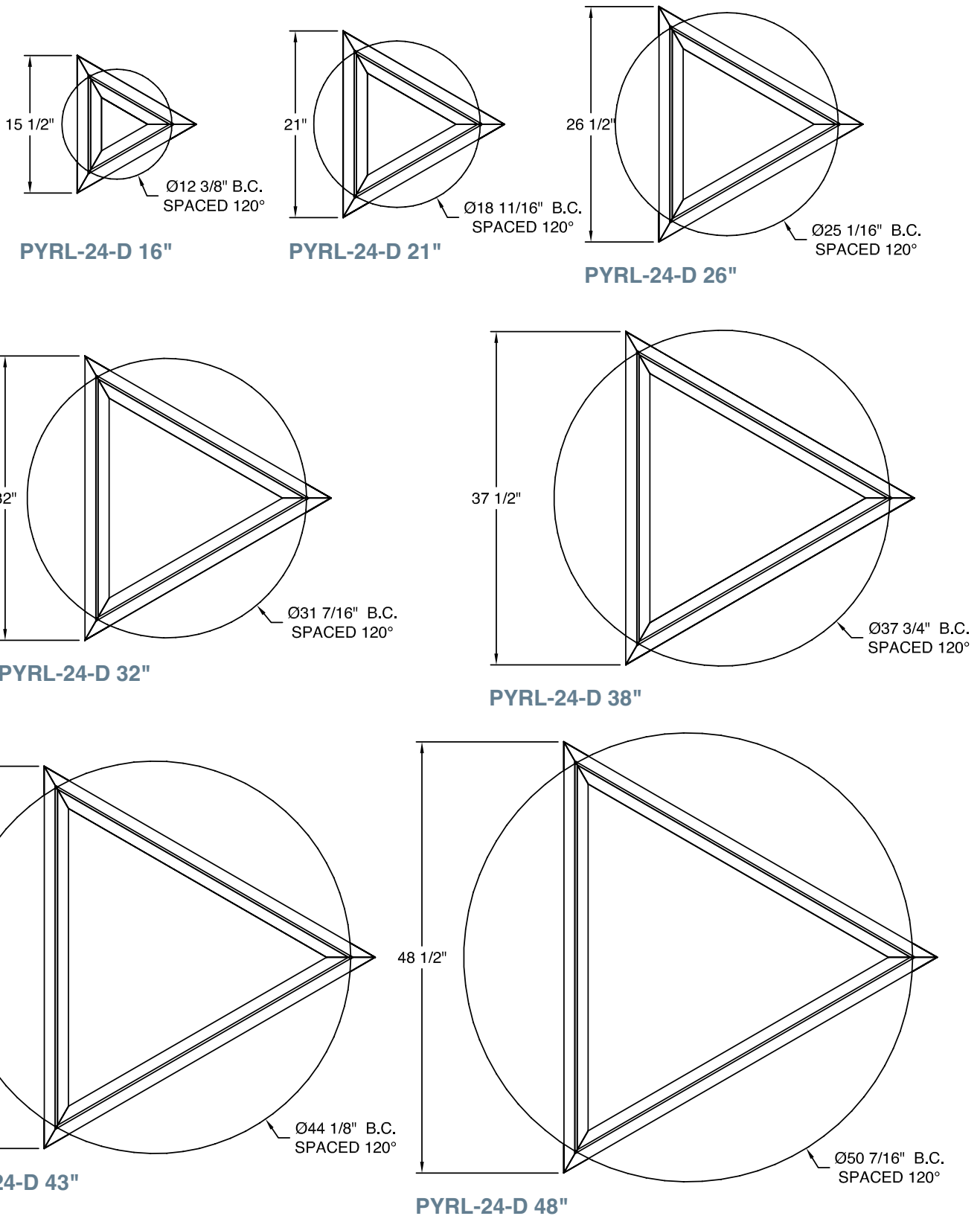
Smoke, Pewter and Slate are standard colors; consult factory for lead-times on other colors including wood grains. Acoustic panels ship affixed to luminaires and are held in place by stop-blocks and double-sided tape to prevent bowing. Onsite removal may result in damage and void warranty. Fixtures must be stored and installed in an interior dry location at a minimum of 52F.

**A NOTE ON SOUND ABSORPTION**

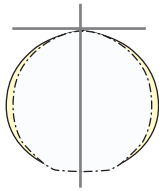
Per ASTM C423 there is no standard way to calculate sound absorption coefficients of non-standard shapes, sizes or spacing of material. Day-O-Lite's acoustic fixtures are tested using ASTM E795-16 Standard "Practices for Mounting Test Specimens During Sound Absorption Test", resulting in a noise reduction coefficient (NRC) unique to the test setup. When comparing sound suppressing materials those with a higher NRC will absorb more sound than those with a lower NRC, assuming the same test method is employed.



**Sizes**



### Photometry



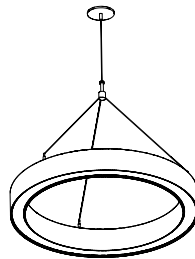
SIZE	LO LUMENS	LO WATTS	LO LPW	SO LUMENS	SO WATTS	SO LPW	HO LUMENS	HO WATTS	HO LPW
16"	1490	16	95	1990	21	95	2480	26	95
21"	2250	24	95	3000	32	95	3750	40	95
26"	3020	32	95	4030	42	95	5030	53	95
32"	3780	40	95	5040	53	95	6290	66	95
38"	4540	47	96	6050	63	96	7570	79	96
43"	5300	56	96	7050	74	96	8820	93	96
48"	6060	63	96	8080	84	96	10,100	105	96

3500K @ 80CRI, 100% direct distribution, **FL** lens (download IES files @ [www.dayolite.com](http://www.dayolite.com))

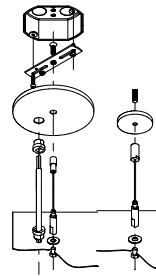
### Standard Suspensions

Standard suspension options include adjustable self-locking aircraft cables (AC), a 3-into-1 monopoint (ACM) and rigid pendant stems (PD). AC assembly is 48" x 1/16" with a 5" feed canopy and 2" suspension canopies. 60" 18 gauge power and 22 gauge dimming control SJT feed.

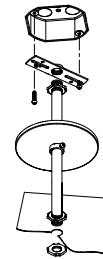
PD assemblies are 5/8" dia. (or 3/8" IP) hollow stem for power feed by others, 24" is standard. Consult factory for longer suspension lengths and other mounting options.



**ACM** = Mono Point (COML-24 Shown)



**AC** = Aircraft Cable



**PD** = Pendant Stem

### Specifications

**ACOUSTIC PANELS** 1/2" thick, 100% recyclable PET material, Class A fire rating, moisture, mold and UV fade resistant.

**CONSTRUCTION** Extruded aluminum housing w/aluminum end caps. Steel internal components.

**REFLECTOR** Die-formed steel finished in highly reflective baked white enamel with pre-finished reflective LED tray.

**OPTICS** LED optimized snap-in opal acrylic flush lens (FL) Direct.

**LED** Static white LED modules in 30/35/40 & 50K CCT, 80/90CRI. Lumen maintenance minimum  $L_{70}$  = 50,000 hours. 3 SDCM color consistency. BIOS SkyBlue, RGB, RGBW, Tunable White and Advanced Color options available. Field replaceable.

**DRIVER** Standard driver is Class 2 AOC 0-10V to 1%, 120/277V input, PF > 90%, THD < 20 @ 120V. Additional dimming protocols available. Drivers prewired from factory for connection to control system (by others); field replaceable.

**MOUNTING** Standard options include adjustable self-locking aircraft cables (AC), and rigid pendant stems (PD). AC assembly is 48" x 1/16" with a 5" feed canopy and 2" suspension canopies. 18 gauge power and 22 gauge dimming control SJT feed. PD assemblies are 5/8" dia. (or 3/8" IP) hollow stem for power feed by others, 24" is standard.

**FINISH** Housing and components finished in baked white enamel. Canopies and pendant stems are white enamel unless otherwise specified.

**CERTIFICATION** Luminaires are cETLus listed conforming to UL STD. 1598 and certified to CSA STD C22.2 NO. 250.0. Suitable for dry & damp locations. Union Made in the United States of America. I.B.E.W. RoHS compliant. DLC V5.1 listed. Declare Red List Approved.