




# New Age Series | NASL-PA 2x4

|         |       |
|---------|-------|
| Date    | Notes |
| Project |       |
| Type    | Qty   |



## Features

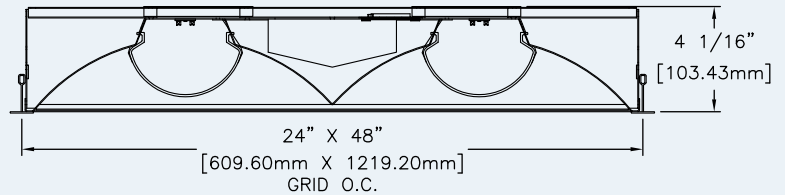
Durable steel housing with dual lens illumination.

LED optimized optics for smooth even illumination without glare.

For installation in a wide variety of suspended grid ceilings, including Slot Grid and Tegular.

High efficiency driver for custom lumen packages. 0-10V dimming to 1% standard.

High efficacy LEDs in 80 or 90 CRI; two or three channel tunable white; tunable color.



## Ordering Guide

| MODEL               | OPTICS                      | CCT <sup>1</sup>   | LUMENS <sup>2</sup>  | SIZE      | MOUNTING <sup>3</sup>   | FINISH  | OPTIONS   |
|---------------------|-----------------------------|--|--|-----------|---|---|---|
| <b>NASL-PA-D</b>    | <b>WOA</b>                  |  |  | <b>24</b> |   |   |   |
| NASL-PA-D<br>Direct | WOA = White<br>Opal Acrylic | 27 = 2700K 80CRI<br>30 = 3000K 80CRI<br>35 = 3500K 80CRI<br>40 = 4000K 80CRI<br>50 = 5000K 80CRI<br><br>For 90CRI add "9"<br>prefix. Ex: 940 =<br>4000K @ 90 CRI<br><br><b>TUNABLE WHITE<sup>1</sup></b><br>(2-Channel)<br><br>2DIM10 = for 0-10V<br>2DMX = for DMX<br>2DLM = for DLM<br><br><b>TUNABLE WHITE<sup>1</sup></b><br>(3-Channel)<br><br>3DMX = for DMX<br>3DML = for DLM<br><br><b>TUNABLE COLOR<sup>1</sup></b><br>(Lumenetix araya5)<br><br>LX10 = for 0-10V<br>LXDX = for DMX<br>LXDL = for DLM<br>LXDA = for DALI<br>LXLT = for EcoSystem<br><br>For RGB and RGB/W<br>options please consult<br>factory. | LO = 4200<br>(42W, 100LPW)<br><br>SO = 5600<br>(56W, 100LPW)<br><br>HO = 6800<br>(70W, 97LPW)<br><br>Consult factory for<br>additional lumen<br>packages.<br><br>All values nominal. | 24 = 2x4  | G = Grid<br><br>MG = Mini<br>Grid<br><br>SG = Slot<br>Grid<br><br>S = Surface<br><br>F = Flange<br><br>See all mount-<br>ing options<br>page 2. | W = White<br><br>CC = Custom<br>Color<br><br>AMW =<br>Anti-Microbial<br>White | <b>DIMMING DRIVERS</b><br>DIM10 = 0-10V (1.0%)<br>DIMSR = 0-10V (5.0%) Sensor Ready<br>DIMST = Step Dimming (40%/100%)<br>DALI = DALI (5.0%)<br><br><b>LUTRON™ DIMMING DRIVERS</b><br>LDE1 = Hi-Lume™ 1%-H EcoSystem™<br>LDE5 = 5-Series 5% EcoSystem™<br>L3DAE = Hi-Lume™ 1% EcoSystem™<br>L3DA3W = Hi-Lume™ 1% 3-Wire<br>LTEA2W = Hi-Lume™ 1% 2-Wire FFC<br><br><b>SENSORS &amp; CONTROLS</b><br>ESN = Philips™ EasySense<br>DAY = Daylight Harvesting<br>OCC = Occupancy Sensor<br>LVC = 2-Channel LV Controller<br><br><b>EMERGENCY</b><br>EPC4 = (4W) 400 Delivered Lumens<br>EPC7 = (7W) 700 Delivered Lumens<br>EPC10 = (10W) 1000 Delivered Lumens<br>EPC12 = (12W) 1200 Delivered Lumens<br>GTD = Generator Transfer Device<br>EMC = Emergency Circuit |

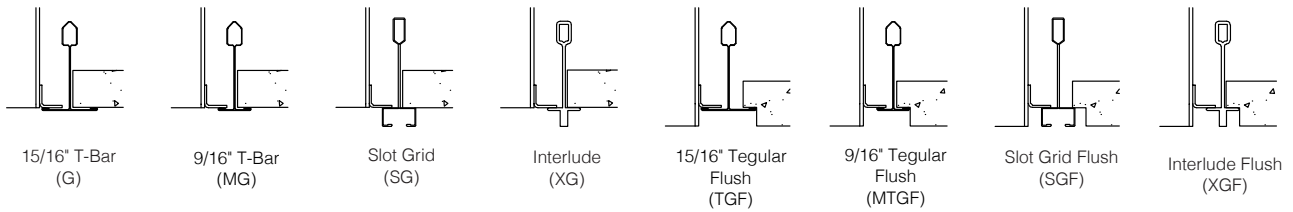
<sup>1</sup>Tunable white, tunable color and RGB/W options detailed on page 3.

<sup>2</sup>Delivered Lumens are Standard Output (SO) and Low Output (LO) at 80+CRI 4000K CCT. Use the following multiplier to estimate delivered lumens at other CCTs: 2700K = 0.94, 3000K = 0.96, 3500K = 0.98, 5000K = 1.02. All values nominal. See page 2 for photometry.

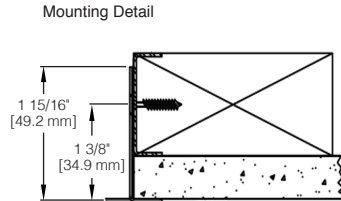
<sup>3</sup>See page 2 for ceiling mounting options and full specifications.



## Mounting Options



## Drywall Ceiling



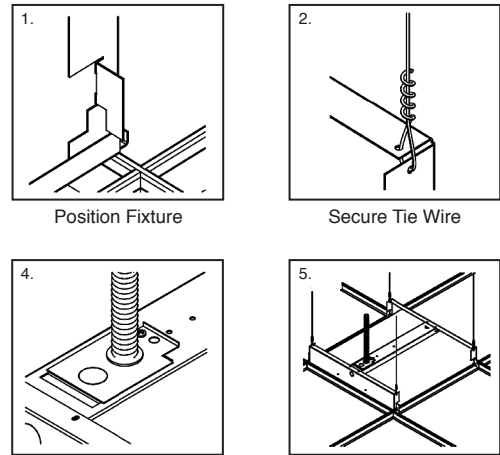
Flange Kit for drywall ceilings available:

FK-14 for 1x4      FK-24 for 2x4  
 FK-22 for 2x2      FK-44 for 4x4

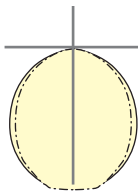
## Grid Ceiling

Five-step Universal Installation Sequence.

Complete Installation Instructions for grid and drywall ceiling types are available at: [www.dayolite.com](http://www.dayolite.com)



## Photometry



### NASL-PA-D-WOA-40-LO-24

CCT: 4000K  
 WATTS: 42  
 LUMENS: 4200  
 LPW: 100  
 Distribution:  
 100% Direct

### NASL-PA-D-WOA-40-SO-24

CCT: 4000K  
 WATTS: 56  
 LUMENS: 5600  
 LPW: 100  
 Distribution:  
 100% Direct

## Specifications

**CONSTRUCTION:** 20 gauge CRS housing and internal components.

**REFLECTOR:** 20 gauge CRS finished in highly reflective baked white enamel with pre-finished reflective LED tray.

**OPTICS:** LED optimized white open acrylic (WOA) lay-in lenses.

**LED:** LED modules in 30/35/40 & 50K CCT, 80 CRI (90CRI available). Lumen maintenance  $L_{70} = 50,000$  hours. 3 SDCM color consistency.

**DRIVER:** Pre-wired Class 2 AOC driver, 120/277V input, PF > 90%, THD < 20 @ 120V. 0-10V dimming to 1%. -20C to +50C operating range.

**MOUNTING:** Standard installation is in an exposed inverted T-bar ceiling. Fixtures are supplied with four support brackets for additional support to T-bar. May also be installed in a plaster ceiling (F/TRL mounting option with Flange).

**FINISH:** Housing and components finished in baked white enamel. Canopies and pendant stems are white enamel unless otherwise specified.

**CERTIFICATION:** Luminaires are cETLus listed conforming to UL STD. 1598 and certified to CSA STD C22.2 NO. 250.0. Suitable for dry & damp locations. Union Made in the United States of America. I.B.E.W. RoHS compliant.

Day-O-Lite offers a variety of tunable white and tunable color options for a range of human centric applications and budgets. It is recommended that a recognized authority on the benefits and best practices of tunable white be consulted prior to specification. As a rule, fewer channels will provide a basic level of performance for budget conscious applications. Conversely, an increased number of channels, a wider CCT range, higher CRI and more precise color consistency may be more appropriate depending on the application and desired results.

**HOW TO SPECIFY**

Select from the various channel/control options below and insert desired **Ordering Code** into the **COLOR TEMP** column of the Ordering Guide on page 1. No need to add a dimming option as the codes include the chosen protocol.

**2-CHANNEL TUNABLE WHITE OPTIONS**

2700K - 6500K CCT range  
 1000L/ft LED modules @ 4000K  
 80+ CRI w/3SDCM color accuracy  
 10W/ft. nominal power

**Ordering Codes**

**2DIM10** for 0-10V control  
**2DALI** for DALI control  
**2DMX** for DMX control  
**2LTQ** for Lutron Quantum control  
**2SNS** for control via Signify SNS sensors (requires wireless control by others)

**LEGRAND BLANCO MULTI-CHANNEL OPTIONS**

**Blanco-2**

Blanco-2 mixes two channels of white LEDs to approximate the blackbody curve for tunable white applications. CCT and intensity may be adjusted with controls by others.

3000K-5000K CCT range  
 1000L/ft LED modules @ 4000K  
 90+ CRI w/2SDCM color accuracy  
 10W/ft. nominal power

**Ordering Codes**

**B2DLM** for DLM control  
**B2DIM10** for 0-10V control  
**B2DMX** for DMX control

**Blanco-3**

Blanco-3 mixes three channels of white LEDs across a wider range of color temperatures for more demanding tunable white applications. CCT and intensity may be adjusted with controls by others.

2700K-6500K CCT range  
 1000L/ft. LED modules @ 4000K  
 90+ CRI w/SDCM color accuracy  
 10W/ft. nominal power

**Ordering Codes**

**B3DLM** for DLM control  
**B3DIM10** for 0-10V control  
**B3DMX** for DMX control

**LUMENETIX ARAYA5 TUNABLE COLOR**

araya5 by Lumenetix mixes five colors of LEDs for advanced tunable color that closely matches the black body locus for the most demanding human centric applications. CCT and intensity may be controlled via 0-10V, DALI, DLM and Lutron EcoSystem controls. CCT, intensity, hue and saturation may be controlled via DMX controls. Ideal for use in hospitals, therapy and recovery centers, and assisted living facilities.

On board Bluetooth low energy (BLE)  
 1650K-8000K CCT range w/90+ CRI  
 Dimming from 100% to 1% or 0.1%  
 Gradients of saturated color and hue from 1-100%  
 2SDCM - thermal/optical feedback for color accuracy

**Ordering Codes**

**LX10** for 0-10V control  
**LXDX** for DMX controls  
**LXDL** for DLM controls  
**LXLT** for Lutron EcoSystem controls  
**LXDA** for DALI controls

**RGB & RGB/W TUNABLE COLOR**

RGB = Red, green, blue color mixing LEDs  
 RGB/W = Red, green, blue w/white of chosen CCT  
 Dimming from 100% to 1%.  
 90+ CRI w/3SDCM color accuracy  
 10W/ft. nominal power

**Ordering Codes**

**RGB** for DMX control  
**RGB27** for DMX control w/2700K white  
**RGB30** for DMX control w/3000K white  
**RGB35** for DMX control w/3500K white  
**RGB40** for DMX control w/4000K white  
**RGB50** for DMX control w/5000K white  
**RRB65** for DMX control w/6500K white

Day-O-Lite makes no claims as to the psychological or physiological efficacy of the white color tuning options offered herein.