




Profile Series | PRFL-44-DI Acoustic

Date		Notes
Project		
Type	Qty	



20 unique colors & 4 wood grain finishes.



8" Panel Shown
Cross Sections
on page 4.

Features

- Combines noise control and illumination in a simple lighting and acoustic solution.
- Boosts human performance by reducing distracting noise levels and reverberations.
- Promotes an inviting space for personal wellbeing, focus and concentration.
- Improves privacy during sensitive communication by reducing echoes and reflected sound.
- Creates a decorative floating ceiling in otherwise open-ceiling interior applications.
- A **Declare** Red List Approved product.

Ordering Guide

MODEL	OPTICS	LED ¹	LUMENS ²	LENGTH	MOUNTING ³	FINISH	OPTIONS
PRFL-44-DI							
PRFL-44-DI Direct/Indirect Acoustic	<p>DIRECT LENS</p> <p>FL = Flush Opal Acrylic (standard snap-in)</p> <p>DL = 1" Drop Opal Acrylic (snap-in)</p> <p>SIL = Satin Ice lens w/internal Cross Baffle (white)</p> <p>INDIRECT LENS</p> <p>CA = Clear Acrylic (Standard lay-on)</p> <p>FL = Flush Opal Acrylic (snap-on)</p> <p>SI = Satin Ice Acrylic (lay-in)</p> <p>AS = Asymmetric (lay-on)</p> <p>CM = Collimating (lay-on)</p> <p>BW = Batwing (lay-on)</p>	<p>STATIC WHITE</p> <p>27 = 2700K 30 = 3000K 35 = 3500K 40 = 4000K 50 = 5000K</p> <p>BIOS SkyBlue</p> <p>Spectrally optimized circadian solutions.</p> <p>TUNABLE WHITE (2700K-6500K)</p> <p>2DIM10 = for 0-10V 2DMX = for DMX 2ESN = for Philips 2CAS = for Casambi 2LUT = for Lutron</p> <p>DIM-TO-WARM (2700K-6500K)</p> <p>DTW = Dim-to-Warm</p> <p>RGB + WHITE</p> <p>RGB = RGB RGBW = RGBW RGBWW = RGBWW</p> <p>ADVANCED COLOR</p> <p>125mm incremental pixel color control for chase and animated effects.</p>	<p>LO = 1169/ft (9W/ft, 125LPW)</p> <p>SO = 1558/ft (13W/ft, 125LPW)</p> <p>HO = 1947/ft (16W/ft, 125LPW)</p> <p>All outputs are for 12" high acoustic solution.</p> <p>CUSTOM</p> <p>Specify < HO.</p> <p>Distribution: 53% Direct 47% Indirect</p> <p>All values nominal.</p>	<p>2 = 2 ft 3 = 3 ft 4 = 4 ft 5 = 5 ft 6 = 6 ft 7 = 7 ft 8 = 8 ft</p> <p>For other enter row length (e.g. 12 = 12 ft)</p>	<p>AC = Aircraft Cable</p> <p>PD = Pendant Stem</p>	<p>FIXTURE HOUSING</p> <p>W = White</p> <p>CC = Custom Color</p> <p>ACOUSTIC SOLUTIONS</p> <p>See page 4 for Acoustic color options, ordering codes and technical information.</p>	<p>DIMMING DRIVERS</p> <p>DIM10 = 0-10V (1%) - Standard</p> <p>DTO = 0-10V (Dim-to-Off)</p> <p>DIMST = 0-10V Step Dimming</p> <p>347 = 0-10V (347V)</p> <p>DIMSR = DALI Sensor Ready (5.0%)</p> <p>DALI = DALI (5.0%)</p> <p>DMX = DMX</p> <p>LUTRON™ DIMMING DRIVERS</p> <p>LDE1 = Hi-Lume 1% EcoSystem</p> <p>LD2 = Digital 1% (DALI-2)</p> <p>L3DA3W = Hi-Lume 1% 3-Wire</p> <p>SENSORS & CONTROLS⁵</p> <p>AVO = Avi-On Sensor</p> <p>AWNS = Lutron Athena Sensor</p> <p>ESN = EasySense Sensor</p> <p>CAS = Casambi Wireless Control</p> <p>EMERGENCY⁶</p> <p>EMC = Emergency Circuit</p> <p>GTD = Generator Transfer Device</p> <p>EPC4 = 4W Emergency Battery</p> <p>EPC6 = 6.5W Emergency Battery</p> <p>EPC10 = 10W Emergency Battery</p> <p>EPC12 = 12W Emergency Battery</p> <p>WIRING</p> <p>FWH = Flexible Wiring Harness</p> <p>DWH = DMX Wiring Harness</p>

¹All LED, BIOS, Tunable White, DTW, and RGB/W options and Ordering Codes page 2.

²Lumens at 80CRI, 3500K, FL lens. Photometry page 5.

³See page 5 for mounting option details.

⁴All Sensor & Control options page 2.

⁵EPC6 is standard unless otherwise specified. EPC not for DMX drivers.

BAA letter of compliance available at www.dayolite.com.

LED, BIOS, Sensor & Control Ordering Codes

LED

Static White

30 = 3000K 80 CRI
 35 = 3500K 80 CRI
 40 = 4000K 80 CRI
 50 = 5000K 80 CRI

927 = 2700K 90 CRI
 930 = 3000K 90 CRI
 935 = 3500K 90 CRI
 940 = 4000K 90 CRI

Tunable White¹
(2700K-6500K)

2DIM10 = 0-10V 80 CRI
 2DMX = DMX 80 CRI
 2CAS = Casambi Wireless 80 CRI
 2ESN = Philips EasySense 80 CRI
 2LUT = Lutron (LD2) 80 CRI

92DIM10 = 0-10V 90 CRI
 92DMX = DMX 90 CRI
 92CAS = Casambi Wireless 90 CRI
 92ESN = Philips EasySense 90 CRI
 92LUT = Lutron (LD2) 90 CRI

Dim-to-Warm²

DTW = 6500K-2700K 80 CRI
 9DTW = 6500K-2700K 90 CRI

RGB/W³

RGB = RGB only
 RGB27 = RGB w/2700K
 RGB30 = RGB w/3000K
 RGB35 = RGB W/3500K
 RGB40 = RGB w/4000K
 RGB50 = RGB w/5000K
 RGBWW = RGB w/2700K-6500K

Single Color⁴

RED = Red
 BLU = Blue
 GRN = Green
 AMB = Amber

Advanced Color⁵

Advanced Color options combine RGB or RGBW with multi-pixel control for advanced chases, animated visual effects and other programmable scenes with 125mm pixel granularity.

ACRGB = RGB only
 AC27 = RGB w/2700K
 AC30 = RGB w/3000K
 AC40 = RGB w/4000K

BIOS SkyBlue

BIOS SkyBlue biological technology brings the benefits of blue skies inside. BIOS SkyBlue is the only spectrally optimized circadian solution to target the region that drives wellness benefits including, increased alertness, enhanced productivity, better mood, and better sleep. More information may be found at www.bioslighting.com or by contacting Day-O-Lite directly. All options for 0-10V control.

BIOS Biological Static

For daytime applications. BIOS Static Biological LED features key BIOS SkyBlue (490nm) for maximum daytime circadian impact.

B30 = 3000K
 B35 = 3500K
 B40 = 4000K

BIOS Biological Dynamic White

Designed to transition from daytime to evening in a dim-to-warm protocol. The daytime CCT includes full BIOS SkyBlue (490nm) for maximum daytime circadian impact, while the evening spectrum removes BIOS SkyBlue for minimal circadian stimulus after hours.

B30D = 3000K-2700K
 B35D = 3500K-3000K
 B40D = 4000K-3500K

BIOS Biological Tunable White

Designed to transition from daytime to evening in a tunable white protocol. The daytime CCT includes full BIOS SkyBlue (490nm) for maximum daytime circadian impact, while the evening spectrum removes BIOS SkyBlue for minimal circadian stimulus after hours.

B30T = 3000K-2700K
 B35T = 3500K-2700K
 B40T = 4000K-2700K

Sensors & Controls

Sensors*

AVO = Avi-On Occ/Day
 AVM = Avi-On Occ (Microwave)
 BNV = BubblyNet Occ/Day
 ENC = Encelium Occ/Day
 ENL = EnLighted Occ/Day/Temp
 LEG = Legrand Occ/Day
 ANW = Lutron Athena Occ/Day
 VIVE = Lutron Vive Occ/Day
 NLT = Acuity nLight Occ/Day
 NXC = Current NX Occ/Day
 ESN = Philips EasySense Occ/Day
 WWL = Cooper WaveLinx Occ/Day

Wireless Control*

CAS = Casambi

*Sensors and control options to be commissioned wirelessly in the field by qualified controls personnel with applicable apps (by others).

¹Tunable white may be controlled by a number of dimming protocols as shown.

²Dim-to-Warm mimics incandescent dimming by warming the CCT from 6500K to 2700K as light levels are dimmed.

³All RGB, RGBW and RGBWW options for DMX control (by others). 80 CRI standard.

⁴Single colors are constant voltage LEDs. Dimming requires ELV controller (by others).

⁵White limited to 100L/ft.

Day-O-Lite's acoustic options integrate energy efficient architectural lighting with advanced sound absorbing technology in a sustainable, eco-friendly solution. Functional, attractive and easy to install, Day-O-Lite's acoustic solutions are ideal for use in educational, office, commercial, theatre and lobby applications.




HOW TO SPECIFY

- 1) Select color code from color swatches above.
- 2) Select height of acoustic panel - 8", 12" or 16".
- 3) Combine color and height to make complete code. Example: SK-12 = Sky, 12" high, FO-8 = Fossil, 8" high.
- 4) Enter completed code in Options section of Ordering Guide on page 1 of this Specification Sheet.

SPECIFICATIONS

- 100% Recyclable Polyester Material
- 1.6 Noise Reduction Coefficient (NRC)
- Class A Fire Rating
- Moisture and Mold Resistant
- UV Fade Resistant
- Stain repellent available



NON-ILLUMINATED BAFFLES

Non-Illuminated baffles matching the color and size of specified fixtures may also be ordered. These may be used as "fillers" between fixtures for added sound suppression, or alone as decorative elements. Specify as follows: PRFL-14-NIB (non-illuminated baffle)-XX (color)-YY (panel height). Example: PRFL-14-NIB-SL-16 = Profile 14 size, non-illuminated baffle, Slate color, 16" high panel. Day-O-Lite non-illuminated baffles are supplied with the same aircraft cable suspension as our acoustic luminaires and feature a closed bottom with a bevel detail to match fixtures and may be specified as individual units to 8', or as continuous rows.

ADDITIONAL INFORMATION

Smoke, Pewter and Slate are standard colors; consult factory for lead-times on other colors. Acoustic panels ship affixed to luminaires and are held in place by stop-blocks and double-sided tape to prevent bowing. On-site removal may result in damage and void warranty. Fixtures must be stored and installed in an interior dry location at a minimum of 52F.

A NOTE ON SOUND ABSORPTION

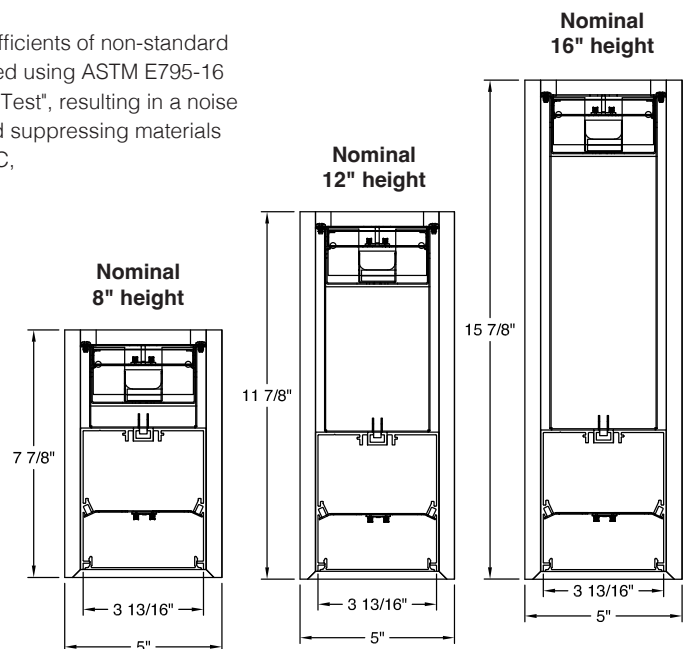
Per ASTM C423 there is no standard way to calculate sound absorption coefficients of non-standard shapes, sizes or spacing of material. Day-O-Lite's acoustic fixtures are tested using ASTM E795-16 Standard "Practices for Mounting Test Specimens During Sound Absorption Test", resulting in a noise reduction coefficient (NRC) unique to the test setup. When comparing sound suppressing materials those with a higher NRC will absorb more sound than those with a lower NRC, assuming the same test method is employed.

Additionally, more sound absorbing material in a space will result in greater sound suppression than less. Acoustic fixtures with 16" tall panels will be more effective at sound absorption than those with 8" or 12" high panels.

The full Acoustic Test Report, Certified Letter of Apparent NRC and Storage, Cleaning and Care information is available at www.dayolite.com.

CUSTOM ACOUSTICS

Acoustic Solutions may also be ordered in custom panel heights and with other custom modifications. Please contact Day-O-Lite directly to discuss your custom acoustic solutions today.

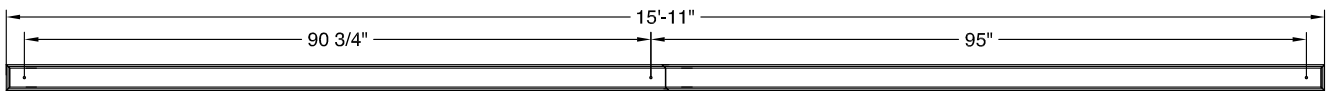
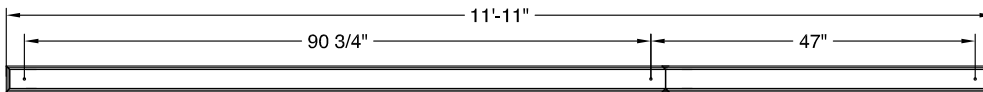
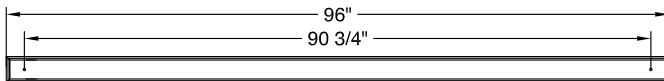
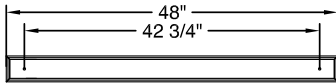


Individual Fixtures & Continuous Rows

NOMINAL LENGTH	ACTUAL LENGTH	SUSP. 1 O.C.	SUSP. 2 O.C.
4'	48"	42 3/4"	
8'	96"	90 3/4"	
12'	11'-11"	90 3/4"	47"
16'	15'-11"	90 3/4"	95"


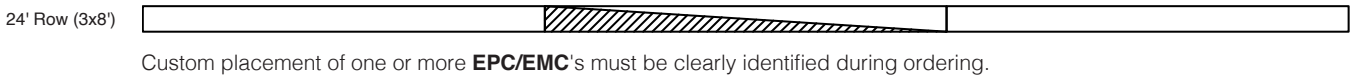
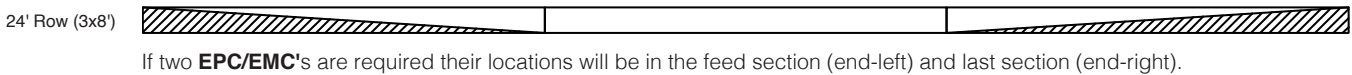
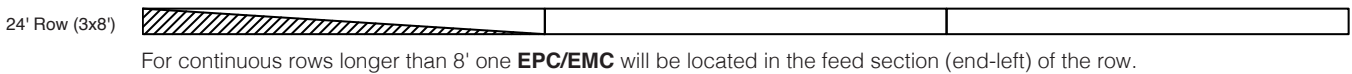
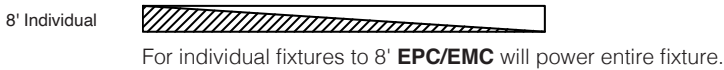
Individual fixtures and rows are continuously illuminated and joined with included aligner brackets and hardware. Mounting locations shown below.

Continuous rows longer than 8', including EPC/EMC and sensor locations must be approved prior to manufacturing.



Emergency & Sensor

EPC will control entire length of individual fixtures. Individual fixtures of differing lengths will deliver the same lumens under EPC power (a 4' fixture will deliver the same total lumens over half the length of an 8' fixture). **EMC** controlled individual fixtures will deliver lumens per foot as originally specified, unless dimmed at time of power loss. Consult factory for EMC dimming override device.

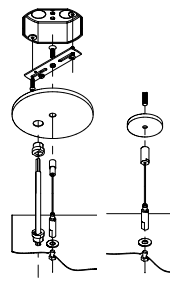


SENSORS for rows will control the feed section (end-left) of the row. Sensors can control more than an 8' section within a row. Consult factory for sensor/section options, or for multiple sensors in a continuous row.

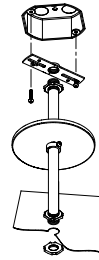
Standard Suspensions

Standard suspension options include adjustable self-locking aircraft cables (AC) and rigid pendant stems (PD). AC assembly is 48" x 1/16" with a 5" feed canopy and 2" suspension canopies. 60" 18 gauge power and 22 gauge dimming control SJT feed.

PD assemblies are 5/8" dia. (or 3/8" IP) hollow stem for power feed by others, 24" is standard. Consult factory for longer suspension lengths and other mounting options.

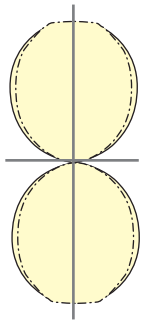


AC = Aircraft Cable



PD = Pendant Stem

Photometry



PRFL-44-DI-FL/CA-35-**LO**-4
 Flush Lens Direct w/Clear
 Acrylic Dust Covers
 3500K CCT
 WATTS: 38
 LUMENS: 4677
 LPW: 125

PRFL-44-DI-FL/CA-35-**SO**-4
 Flush Lens Direct w/Clear
 Acrylic Dust Covers
 3500K CCT
 WATTS: 50
 LUMENS: 6232
 LPW: 125

PRFL-44-DI-FL/CA-35-**HO**-4
 Flush Lens Direct w/Clear
 Acrylic Dust Covers
 3500K CCT
 WATTS: 63
 LUMENS: 7786
 LPW: 125

3500K @ 80CRI, 4', 43% Direct, 57% Indirect Distribution, FL/CA lens.

Use the following multipliers for other CCTs: 2700K x 0.96, 3000K x 0.98, 4000K x 1.02, 5000K x 1.03. IES files @ www.dayolite.com

Specifications

ACOUSTIC PANELS: 1/2" thick, 100% recyclable polyester material, Class A fire rating, moisture, mold and UV fade resistant.

CONSTRUCTION: Extruded aluminum housing. 20 gauge cold rolled steel internal components.

REFLECTOR: Highly reflective baked white enamel with pre-finished reflective LED tray.

OPTICS: Direct opal acrylic Flush lens is standard, 1" acrylic Drop lens, Steel Cross Baffle with acrylic overlay optional. Indirect Clear Acrylic dust covers standard, Flush lens, Satin Ice, Asymmetrical, Batwing, Collimating and Black Out lenses available.

LED: Static white LED modules in 30/35/40 & 50K CCT, 80/90CRI. Lumen maintenance minimum $L_{70} = 50,000$ hours. 3 SDCM color consistency. BIOS SkyBlue, RGB, RGBW, RGBWW, Advanced Color, Tunable White and Dim-to-Warm options available; field replaceable.

DRIVER: Standard driver is Class 2 AOC 0-10V to 1%, Dim-to-Off available. 120/277V input, PF > 90%, THD < 20 @ 120V. DMX, DALI & Lutron protocols available. All drivers prewired for connection to control system (by others); field replaceable.

MOUNTING: Standard options include adjustable self-locking aircraft cables (AC), and rigid pendant stems (PD). AC assembly is 48" x 1/16" with a 5" feed canopy and 2" suspension canopies. 18 gauge power and 22 gauge dimming control SJT feed. May also be surface ceiling mounted.

FINISH: Housing and components finished in baked white enamel. Canopies and pendant stems are white enamel unless otherwise specified. 5" Feed canopy w/2" Suspension canopies.

CERTIFICATION: cETLus listed conforming to UL STD. 1598 and certified to CSA STD C22.2 NO. 250.0. Suitable for dry & damp locations. Union Made in the United States of America. I.B.E.W., BAA compliant, Red List Approved.

LEGAL: Day-O-Lite, a division of SCW Corporation. All rights reserved. The Day-O-Lite logo is a registered trademark of SCW Corporation. Day-O-Lite reserves the right to change specifications without notice for product improvement.