



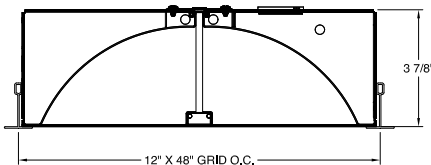

Skyblade Series | SKBL 1x4

Date	Notes
Project	
Type Qty	

Features

- LED optimized, Edge-Lit clear acrylic center blade.
- Efficacy of up to 139 LPW provides energy savings.
- Concave housing delivers smooth semi-direct illumination.
- For installation in suspended grid ceilings, including Slot Grid and Tegular.
- High efficiency driver & custom lumen packages.
- 0-10V dimming to 1% standard or Dim-to-Off.

Declare Red List Approved.



Ordering Guide

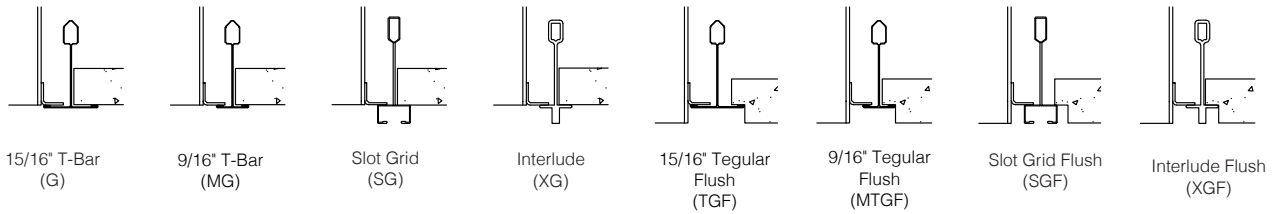


MODEL	OPTICS	CCT	LUMENS	SIZE	MOUNTING ²	FINISH	OPTIONS
SKBL-D	CA			14			
SKBL-D Direct	CA = Clear Acrylic Lens	STATIC WHITE¹ 27 = 2700K 30 = 3000K 35 = 3500K 40 = 4000K 50 = 5000K	STANDARD LO = 2919 (21W, 139LPW) SO = 3892 (29W, 136LPW) HO = 4850 (37W, 131LPW) CUSTOM For custom lumens please specify any value < HO.	14 = 1x4	G = Grid 15/16" T-Bar MG = Mini Grid 9/16" T-Bar SG = Slot Grid SGF = Slot Grid Flush XG = Interlude XGF = Interlude Flush TGF = Tegular Flush 15/16" T-Bar XGF = Tegular Flush 9/16" T-Bar S = Surface F = Flange	W = White CC = Custom Color AMW = Anti-Microbial White	DIMMING DRIVERS DIM10 = 0-10V (1%) Standard DTO = 0-10V (Dim-to-Off) DIMST = 0-10V Step Dimming 347 = 0-10V (347V) DIMSR = DALI Sensor Ready (5.0%) DALI = DALI (5.0%) DMX = DMX LUTRON™ DIMMING DRIVERS LDE1 = Hi-Lume™ 1% EcoSystem™ L3DA3W = Hi-Lume™ 1% 3-Wire EMERGENCY & OTHER EMC = Emergency Circuit EPC4 = 4W Emergency Battery Pack EPC6 = 6.5W Emergency Battery Pack EPC10 = 10W Emergency Battery Pack EPC12 = 12W Emergency Battery Pack FWH = Flexible Whip Harness CAS = Casambi Wireless Control

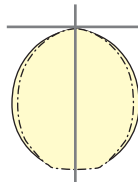
¹ CCT @ 80+CRI, 3SDCM. For 90CRI add prefix "9"; ex: 935 = 3500K, 90CRI.

² See page 2 for all mounting options.

Grid Ceiling Mounting Options



Photometry



SKBL-D-AS-40-LO-14

CCT: 3500K
 WATTS: 21
 LUMENS: 2919
 LPW: 139

SKBL-D-AS-40-SO-14

CCT: 3500K
 WATTS: 29
 LUMENS: 3892
 LPW: 136

SKBL-D-AS-40-HO-14

CCT: 3500K
 WATTS: 37
 LUMENS: 4850
 LPW: 131

Specifications

CONSTRUCTION: 20 gauge CRS housing and internal components.

REFLECTOR: 20 gauge CRS finished in highly reflective baked white enamel.

OPTICS: LED optimized clear acrylic (CA) center lens.

LED: Static white LED modules in 30/35/40 & 50K CCT, 80/90CRI. Lumen maintenance minimum $L_{70} = 50,000$ hours. 3 SDCM color consistency.

DRIVER: Standard driver is Class 2 AOC 0-10V to 1%, Dim-to-Off available. 120/277V input, PF > 90%, THD < 20 @ 120V. Additional dimming protocols available. All drivers prewired from factory for connection to control system (by others). Field replaceable.

MOUNTING: Standard installation is in an exposed inverted T-bar ceiling. Fixtures are supplied with four support brackets for additional support to T-bar. May also be installed in a plaster ceiling (F/TRL mounting option with Flange); field replaceable.

FINISH: Housing and components finished in baked white enamel.

CERTIFICATION: cETLus listed conforming to UL STD. 1598 and certified to CSA STD C22.2 NO. 250.0. Suitable for dry & damp locations. Union Made in the United States of America. I.B.E.W. RoHS and BAA compliant. Declare Red List Approved.

LEGAL: Day-O-Lite, a division of SCW Corporation. All rights reserved. The Day-O-Lite logo is a registered trademark of SCW Corporation. Day-O-Lite reserves the right to change specifications without notice for product improvement.