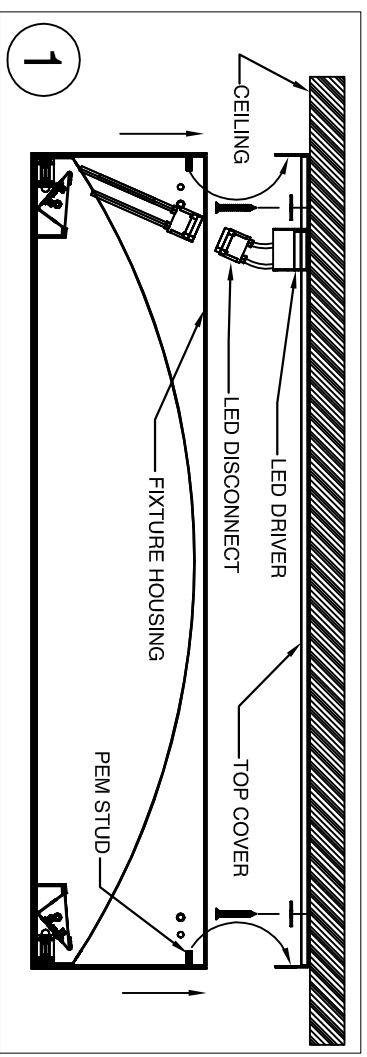


NASL-2821 SURFACE MOUNT FIXTURE INSTALLATION

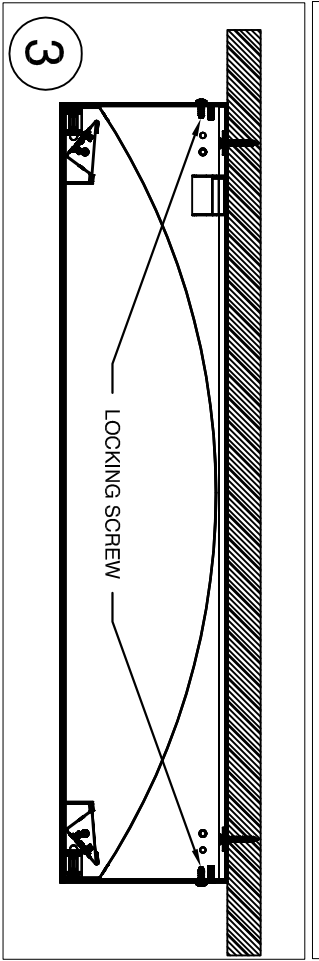
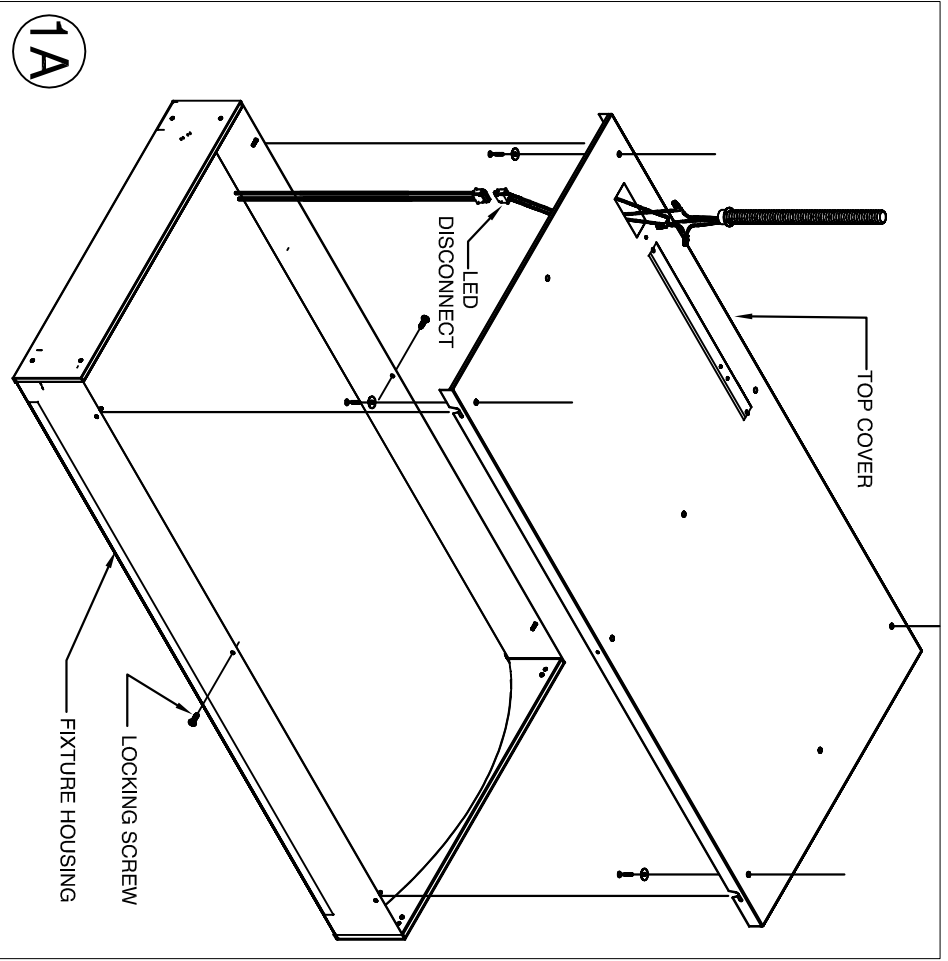
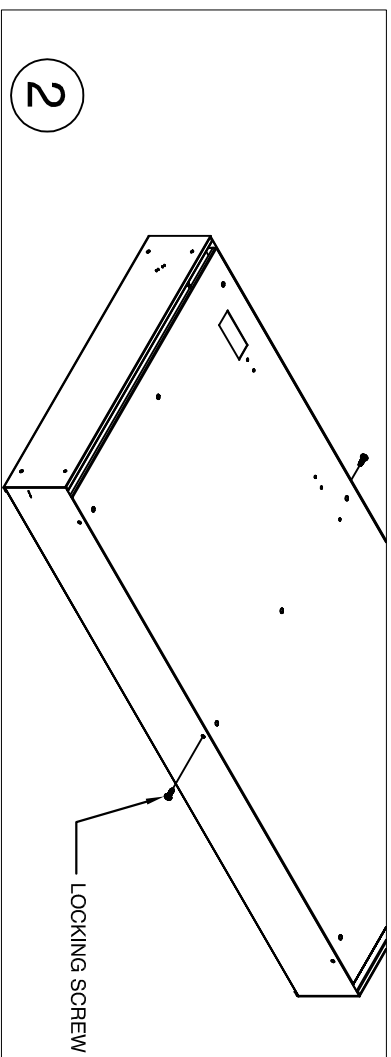
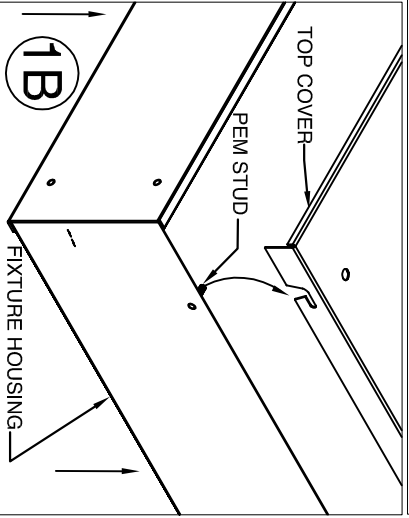
RISK OF ELECTRICAL SHOCK. DISCONNECT POWER BEFORE INSTALLATION OR SERVICING.

TO BE INSTALLED BY A QUALIFIED ELECTRICIAN IN ACCORDANCE TO LOCAL & NATIONAL ELECTRIC CODES.

FAILURE TO COMPLY TO INSTRUCTIONS & FORMENTIONED WARNINGS COULD VOID PRODUCT WARRANTY



1. REMOVE FIXTURE FROM CARTON
2. REMOVE TOP COVER FROM FIXTURE
3. SECURE TOP COVERS TO CEILING WITH APPROPRIATE HARDWARE (BY OTHERS).
4. INGRATE LED DISCONNECT.
5. USING APPROPRIATE HARDWARE, SECURE FIXTURE HOUSING TO CEILING
6. INSTALL FIXTURE HOUSING TO TOP COVER BY INSERT PEM STUD TO THE THE COVER SLOT.
7. INSTALL LOCKING (2) SCREWS TO THE HOUSING FOR SECURE THE FIXTURE



MUST BE INSTALLED BY A QUALIFIED ELECTRICIAN. DISCONNECT POWER DURING INSTALLATION/SERVICING. ROW CONFIGURATION IS JOB SPECIFIC. CONSULT SHOP DRAWINGS BEFORE CONSTRUCTING ROWS. STANDARD OPTIONS/SIZES SHOWN. OTHER OPTIONS AVAILABLE WITH SIMILAIR INSTALLATION. BE SURE TO UNDERSTAND ALL PROCEDURES PRIOR TO INSTALLATION. IMPORTANT: THE NATIONAL ELECTRIC CODE REQUIRES THAT ANY FIXTURE IN EXCESS OF 50 POUNDS MUST BE INDEPENDENTLY SUPPORTED BY THE OUTLET BOX. DAY-O-LITE IS NOT RESPONSIBLE FOR INADEQUATE REINFORCEMENT OF STRUCTURAL SUPPORT SYSTEMS. DAY-O-LITE RESERVES THE RIGHT TO MAKE ANY MECHANICAL OR MATERIAL CHANGES TO THE FIXTURES WHICH DO NOT AFFECT THE APPEARANCE OR PERFORMANCE. THIS PRINT IS THE PROPERTY OF DAY-O-LITE AND THE INFORMATION IT CONTAINS MAY NOT BE USED WITHOUT WRITTEN CONSENT OF DAY-O-LITE.

MODEL NO.: NASL-2821.	PAGE: SHEET 1 OF 1	PART NUMBER: 970163A0
CONTRACT INFORMATION: 128 Chestnut Street, Warwick, RI 02888 Tel. (401) 467-8232 Fax. (401) 941-2960 E-mail: sales@dayville.com WWW: http://www.dayville.com	ISSUED ON: 10/13/2023	
 Lighting Without Limits		